

Fanfare - by John Hoeben

UPCOMING EVENTS IN CHRISTCHURCH

The repair of the Christchurch Art Centre is still under way, but in case you are interested in taking photos of architecture these spaces are due to open from mid-2016

Clock Tower (1877)
Boys' High (1881)
Great Hall (1882)
Rutherford's Den (1877)
Library (1915)

New Zealand International Jazz & Blues Festival - photojournalism opportunity
Sunday 29 May 1:00 - 4:00pm Christ's College Auditorium, Rolleston Ave

High School Jazz Bands
1:00 pm Christ's College
1:50 pm St Andrew's College
2:40 pm Burnside High School
3:20 pm Rangi Ruru Girls' School

Price \$15, Under18 \$10 Book at dashtickets.co.nz or ph 0800 327 484

IMAGE REPAIR BASICS - ENHANCING SKIES continued from page 11

Method 2 (Elements 2 only)

Select Quick fix mode
<Enhance> <Quick fix>
Make your adjustments

When finished, save your work, <control> -S
Flatten <layer> <flatten>
Then save as single layer image <shift> <control> -S (TIF or JOG or another format)



MARCH 2016

Shutter Flutters



Colour Me Rosy - by Davyd Vernon

PROGRAMME

March

1	Critical Review - Annette Preen
8	Judging - 1st Open - John Miller
15	Guest Speaker - Annette Preen on Flowers
23	Committee Meeting
29	Basic Editing - Dafyd Vernon

April

5	Judging - set subject Liquids - Diana Andrews
12	More basic editing - Dafyd Vernon
19	Guest Speaker - Maree Turner on Portraits
27	Committee Meeting

New Brighton Photographic Club

P O Box 18-546
New Brighton
Christchurch
www.newbrightonphotoclub.org.nz

Meets

1st, 2nd & 3rd Tuesday
Of every month at 7:30pm
Ascot Community Centre
12 Ascot Avenue
Parklands

Contacts

President: John Stewart ph (03) 3884110
Secretary: Carolyn Collins ph.(03) 3824212.
Email nbpc.photo@gmail.com
Shutter Flutters Jo Aldridge
pljaa@xtra.co.nz

Committee Meets

4th Wednesday of the month

**New Members and Visitors
Are Very welcome**

IMAGE REPAIR BASICS - LAYERS & LEVELS

These instructions apply to both Photoshop Elements and Photoshop - all versions.


- (1) Rotate image if necessary.
Image / Rotate / select function
and maybe straighten using the crop tool
- (2) Make duplicate layer.
Layer / Duplicate layer / name the layer or just press <enter>
- (3) Adjust image.
<Control>L or
Layer / New adjustment layer / Levels / name the layer or <enter>
Adjust gamma value stretching the middle levels.
Adjust white and black point using eyedroppers or histogram.
- (4) Save modified image as a layered image.
File / save or <control>S Save the layered image as a PSD file
so that it can be modified later
- (5) Flatten the image with Layer / Flatten image
Save as a JPG or TIF file.

IMAGE REPAIR BASICS - ENHANCING SKIES

Make a duplicate layer (to keep your original image untouched)
<Layer> <duplicate layer> <enter>
Select the magnetic lasso tool
Hold down the lasso tool icon (second from top on left) and choose the bottom one.
Set the icon on the toolbar to "add to selection"
Move your mouse to select areas then double click to select.
Continue until all of the required area is selected.
Make a layer containing just the selected part of the picture.
<Layer> <New> <Layer via cut>
Save your work so far under a different (descriptive name) as a PDF file. <shift><control>-S

Method 1 (All versions of Elements and Photoshop)
Change the mode of your sky layer to Multiply or another option.
You can use your up/down keys to select the various modes.
Then you can adjust how much this mode will affect the picture by changing the opacity of the layer.

Instructions provided by David Vernon



SOME PLACES YOU CAN GET PHOTOGRAPHY FREEBIES

Below are a few places to make your budget happy – websites that offer absolutely free photography goodies!

Most of the resources below are completely free. The rest offer quite a few freebies if you know where to look.

1. Photzy - photography ebooks, videos, presets and textures.
2. Brusheezy- Photoshop textures, brushes, actions and patterns.
3. Freephotcourse.com - articles from composition to successfully selling photos online.
4. National Geographic - several videos and articles from expert photographers.
5. YouTube - has numerous photography tutorials.
7. Brushlovers.com - brushes, layer styles, gradient styles, patterns and vector images.
8. Adobe - its 'Learn & Support' section on its website is full of free tutorials.
9. Nik collection by Google.

CONGRATULATIONS TO ANDY RAE FOR GAINING THE FIRST LEVEL OF ARTIST
FEDERATION INTERNATIONALE DE L'ART PHOTOGRAPHIQUE (FIAP).

Westport man gains international honours

By Koren Allpress

Buller Camera Club member Andy Rae has achieved an international distinction in photography by gaining the first level of Artist Federation Internationale de l'Art Photographique (FIAP).

Rae said he was notified of his achievement earlier this year, and will have the award formally presented to him in Tauranga at the New Zealand Photographic Convention next month.

"I'm quite chuffed with it actually, I've always enjoyed photography."

His partner had encouraged him, and local photographer Liz Passuello had inspired him, to submit his photos for consideration to the FIAP.

The first photo he entered resulted in an honourable mention, which gave him a "push in the right direction".

He had been working on his submissions for about two years, which was a lot of work.

Rae said a highlight of the process was getting the results back. About 70 percent of salons issued a catalogue afterwards.

"It's even better when you open it and find that you've got one of your own images submitted in it... That's a real thrill."

Rae said he would "put a camera to anything, I do not have a speciality."

Rae began taking photos in the 1970s, specialising in underwater photography for 30 years.

"I have dived the whole Pacific Ocean, from one side to the other," he said.

"I've dived virtually both coast lines of New Zealand... I've had quite an adventurous life."

He became a member of the Buller Camera Club mid 2000.

Buller Camera Club president Gary Stowell said the Artist FIAP were letters Rae could use after his name for life.

Rae had joined a select group of people who, by submitting images to salons around the world, had reached the highest standards of photographic excellence, Mr Stowell said.

Candidates must meet a number of requirements before being awarded the distinction, including having a minimum of 40 acceptances from a minimum of 15 different FIAP salons spread across eight different countries.

Mr Stowell said at least 15 different images must be used, and five of those must be accepted in three salons.

"They tally up your success in these salons until you have a certain number of points, then you're qualified to have the FIAP," he said.

There was also a print requirement to the process. At least 10 percent of the works must be in print form rather than digital.

Rae told Mr Stowell this was a difficult section to complete, as he had to send to each of the print salons a hard copy, unmounted, of each of the prints he wished to enter.

"This can amount to a considerable cost, getting the images printed and paying postage," Mr Stowell said.

up, Westport mixed

Rodmell said the business's numbers did not reflect Tourism West Coast's numbers.

She believed that could be because the business was more out of town.

"It varies from place to place," she said.

Bella Vista co-owner Marilyn Wilson said: "It certainly hasn't been up that much for us."

The figures show the Coast's international visitor nights rose 11.8 percent - an increase of 76,247. Domestic visitor nights rose 9.4 percent, an

International guest nights were up 18.3 percent in February (national 8.6 percent) to 115,780. Increases from China and South East Asia, plus traditional markets, were a major contributor.


TWC chief executive Jim Little said the figures reflected more international visitors arriving, more rooms available in Christchurch, and the recovery and the combined work of the West Coast visitor industry and TWC in marketing the Coast.



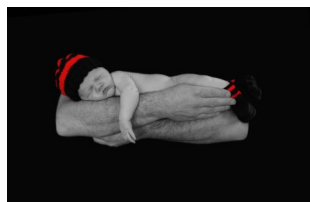
Hand-made




Glamour Girl



Avon river by night



Born Cantabrian



A Moment Alone



Commencing Copulation



Fashion Trend




Cicada



Araneus diadematus



A Day's Work



High Country Splendour



Dancing Fireworks New Brighton

Continued from page 5

PROJECTED IMAGES

Title

Blue Bottles
Bubble play
Look at that!
Proudly playing his pipes
Lake Heron
Arrowsmith Range
Brave New World
Kea in Arthurs Pass
Maybe this is the best feather
Nicholson Park
Peace
Lake Heron
Here Comes the Bride
I haven't been eating dirt...really
Paturau beach Anatori
Perfect Landing
Seen Better Days
The Catch
After Rest Home Demolition
Linked
No don't touch them
Preparing for dawn shoot
Collision avoided

Photographer

Jo Aldridge
Brian Clark
Brian Clark
Brian Clark
Owen Tutty
Lesley Te Kanawa
Dan Ellis
Nadine Campbell
Nadine Campbell
Dafyd Vernon
Lesley Te Kanawa
Rondi Teisen
Rosemary Simpson
Peter Warren
Darren Stephenson
Rondi Teisen
Rondi Teisen
Carolyn Collins
Jill Jackson
Jo Aldridge
Jo Aldridge
Jill Jackson
Nadine Campbell

Award

Silver
Silver
Silver
Silver
Silver
Silver
Silver
Silver
Silver
Silver
Silver
Silver
Bronze
Bronze
Bronze
Bronze
Bronze
Bronze
Bronze
Bronze
Bronze
Bronze
Bronze
Bronze

PRINTS

Title

Two Trees
Stepping Stones
Impressionism
Gathering Moss
Sunrise
The Falls
Fox Trot
Early Morning
Gymnastic Move
Cape Homestead
A Humble Place of Worship

Photographer

Paul Koster
Carolyn Collins
Jill Jackson
Claire Haslett
Carolyn Collins
Carolyn Collins
Jill Jackson
Jill Jackson
Jill Jackson
Claire Haslett
John Hoeben
John Hoeben

Award

Gold
Gold
Gold
Gold
Silver
Silver
Silver
Silver
Silver
Silver
Bronze
Bronze



Look At That



Lake Heron



Brave New World



Nicholson Park



Seen Better Days



Bubble Play



Arrowsmith Range



Kea In Arthurs Pass



The Catch



Proudly Playing His Pipes



Lake Heron



Maybe This Is The Best Feather



Peace




After Resthome Demolition

Judging 1st Open - Judge: John Miller

PROJECTED IMAGES

Title	Photographer	Award
A Day's Work	Paul Koster	Gold
A Moment Alone	Katrina Michie	Gold
Araneus diadematus	Anique Holm	Gold
Avon river by night	Peter Warren	Gold
Born Cantabrian	Katrina Michie	Gold
Cicada	John Hoeben	Gold
Commencing Copulation	Geoff Tutty	Gold
Dancing fireworks New Brighton	Wayne Rickard	Gold
Fashion Trend	Rosemary Simpson	Gold
Glamour Girl	Katrina Michie	Gold
Hand-made	Anique Holm	Gold
High Country Splendour	Geoff Tutty	Gold
Just Throw the Stick	Doris Tutty	Gold
Little Pied Shag	Doris Tutty	Gold
Spotted Shag about to land	Doris Tutty	Gold
Tuning In	Rosemary Simpson	Gold
Quick Step	Jill Jackson	Gold
Short-horned grasshopper	Owen Tutty	Gold
The approaching storm	Owen Tutty	Gold
Awaiting command	Lesley Te Kanawa	Gold
Colour me rosy	Dafyd Vernon	Gold
Solitude	Dan Ellis	Gold
Take Cover	Dan Ellis	Gold
Flower Longhorn Beetle	Geoff Tutty	Silver
Flying High	Gill Williams	Silver
Going Back In Time Toda	Gill Williams	Silver
Invasion	Carolyn Collins	Silver
Lake Heron	Rondi Teisen	Silver
Not A Good Day For Ducks	Gill Williams	Silver
Punakaiki Beach	Paul Koster	Silver
Waiting	Paul Koster	Silver
Washed up	Carolyn Collins	Silver



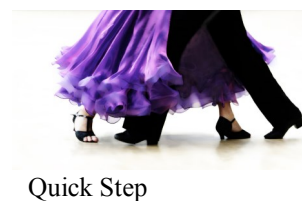
Just Throw the Stick



Flying High



Not A Good Day For Ducks



Quick Step



Little Pied Shag



Waiting



Linked



Going Back In Time Today



Here Comes The Bride



Punakaiki Beach



The Approaching Storm



Invasion



Flower Longhorn Beetle



Awaiting Command



Washed Up



Collision Avoided



I haven't been eating dirt really



No Don't Touch Them




Blue Bottles

Tuning In



Short-horned Grasshopper




Paturau beach Anatori




Preparing For Dawn
Shoot



Take Cover



Perfect Landing



Solitude



Spotted Shag About To
Land