

Practical Stuff

Mattes (or Matt or Mat or Mount)

A matte is the cardboard surround, with a backing board, used to display prints. These can be purchased from several sources –through the club (ask the secretary), from some photographic stores eg Hanafins, from picture framers (eg Alan Cherry, Aranui , ph981 6662), or you can buy a matte-cutter and learn to cut them yourself. Black mattes are most often used, although white can be good for monochrome prints.

Prints and Printing

Minimum and maximum print sizes are specified in the rule book, but 8 x 12 or 10 x 12 are the most usual sizes. You can print out your images at home if you have a high quality printer, or you can get your prints done at any commercial photographic printers. Remember that Mark Watson, at Photo Warehouse in Fitzgerald Ave, is a member of our club and gives a good price and high quality service to anyone wanting competition prints done.

Digital images and resizing

Digital images must be correctly resized to display properly through the projector – if they are too large or the wrong shape the projector will attempt (not very cleverly) to squash them down to size, with less than pretty results! Images must also be in JPEG format, and at 300dpi.

Most photo editing programmes will allow you to resize your image, including even many of the basic programmes which come bundled with a printer or with your computer. If you need some help, there are Club members who are happy to help you learn how to resize and present your images for competition - just ask the President or Secretary to introduce you to them.

Remember that when you email your images to the Competition Secretary they **MUST** be as *attachments* to your email, not *embedded* in your email. Some email programmes will automatically downsize and embed images unless you manually change their settings every time to stop this happening.



Shutter Flutters

FEBRUARY/ MARCH 2013

New Brighton Photographic Club Inc.



Alien Jelly - Guy Wright

MEETS TUESDAYS 7:30 PM

PROGRAMME

January 2013

30th Committee Meeting

February

5th Opening and BBQ

12th New Brighton Mystery Walk

19th Guest Speaker - Ron Willems

27th Committee Meeting

March

5th Judging 1st Open - Peter Robinson

12th Geoff Tutty - Porters Pass & bugs, Wendy Gibbs - Competition basics

19th Guest Speaker - Murray Cave

27th Committee Meeting

April

2nd Judging - SS Natural History

9th Guest Speaker

16th Learning with Lester and Wendy

24th Committee Meeting

New Brighton Photographic Club

P O Box 18-546

New Brighton

Christchurch

www.newbrightonphotoclub.org.nz

Meets

1st-2nd-3rd & 5th Tuesday

Of every month at 7:30pm

Freemasons Centre

Collingwood Street

New Brighton

Contacts

President Rondi Teisen ph. 3880689

Secretary Jo Aldridge ph. 3888159

Email nbpc@xtra.co.nz

Shutter Flutters Jo Aldridge

Committee Meets

4th Tuesday of the month

New Members and Visitors

Very welcome

Some Definitions

DPI = Digital Projected Image

dpi = dots per inch

SS = Set Subject

EOY = End of Year (usually meaning Competitions/Awards)

'End of Year' Awards

Any of your images that have won an award in a monthly competition during the preceding year can then be entered in an 'EOY' competition. Prints must be re-entered as prints, and digital images must be re-entered as digital images i.e. - as the same type of media that they won an award for during the year. You can select no more than 3 images per category to enter, from your successful images for that year. However, you can enter an image in a different suitable category (e.g. if you won an award with a landscape print in an 'Open' competition, you can enter it in either the 'Landscape Print' category or in the 'Open Print' category for EOY).

'EOY' categories for images that have gained any award in monthly competitions are – Open Print, Open DPI, Landscape Print, Landscape DPI, Natural History Print, Natural History DPI, Portrait Print, Portrait DPI, Photojournalism Print, and Photojournalism DPI. These images are then sent away for judging again, and the top placed image in each category is awarded 'Champion Image' for the year, and the next 2 or 3 best are awarded 'Honours Certificates'. All the grades are judged together for EOY competitions.

Annual Competitions

As well as EOY awards there are several annual competitions held at the end of the year. These are for 'Field Trip', 'Black and White/ Monochrome' and 'C-grade Unshown'. All of these have both DPI and Print categories. The 'Field Trip' and 'Black and White/ Monochrome' competitions are judged without any separation between the grades. Read the rule book for further details. The 'Highland Trophy' is a digital-image-only competition held during the year, and has it's own set of rules shown in the Rule Book.

The Basics of Photo Club Competitions - Wendy Gibbs

How it works

There are 8 monthly competitions held during the year. Images from these competitions that win any awards are then eligible to be entered for the 'end of year' awards.

Monthly competitions alternate between 'Open' (any subject or type of image) and 'Set Subject' (a specific, selected theme or subject). In each monthly competition you can enter up to 3 images as 'digital projected images', and / or up to 3 images as 'prints'.

The images that you enter are then sent away to a judge (usually an approved or trainee PSNZ judge) who looks very closely at your image. At the 'Judging' meeting night they will give comments and feedback, and an award of either Honours/Gold, Accepted/Silver, or Highly Commended/Bronze, if the image is of high enough quality.

The comments you get from the judges are intended to be helpful, and are one good way of learning how to improve your photography. The comments will usually cover two aspects of your images -1 the technical quality (proper focus, sharpness, correct exposure etc) and 2 the artistic merit (composition, lighting, subject interest etc).

Don't forget that you are getting one person's trained opinion, and while most judges will agree on technical matters, another judge may see the artistic merit of your image slightly differently. If you do not get an award for a particular image the first time you enter it, you can enter it in another competition later on.

In the monthly competitions images are judged within their grades, so if you are new to the club or to photography (C-Grade), don't worry that you will have to compete against experienced A-Grade members. Remember to read the more detailed information on 'Competition By-laws' at the end of the 'Club Rules' booklet.

Guest Speakers - February and March

Ron Willems 19/02/2013

Photography Gypsy

Background

Ron talked about the number of times he had visited the states, and the number of states he had been to over the years.

How to become a photography Gypsy

He talked about buying a campervan, where they stopped for the nights, including Walmart car parks.

Why take photographs

He said to think why you take photographs, i.e. for fun, for portraits, landscapes, macro or whatever reason.

Travel photography

Then he talked about taking photos on your travels, memory shots, not necessarily for competitions. But he said keeping composition in mind you could take photos that could be used later for competitions.

Creative photography

He next talked about how to take creative photos on your travels, by changing your position, or focus, or depth of field, e.g. blurring out the background and focusing on an object at the front.

Storing and arranging

He said he indexes his photo collection thus:

Change the first 3 digits of the file number system in the camera to the current year i.e. 013 and then leave the rest of the numbers the same.

Then download to hard drive, and then change the rest of the numbers to the place name you took the photos of, i.e. 013Adelaide.

He then backs them up to a folder with that name on the hard drive, then the whole folder on an external drive.

12th March - Wendy Gibbs

Wendy gave a very useful and informative talk on photo club competition basics covering areas such as: How it works; Some definitions; Mattes; Prints and Printing; Digital images and resizing. I have included her notes in this Shutter Flutters for you to keep.

19th March - Murray Cave

Murray came over from the Coast and gave a talk on his photography, including lenses and cameras he uses, and answered numerous questions.

COMPETITION RESULTS: 1st Open

JUDGE: Peter Robertson

PROJECTED IMAGES

Gold

Crossed Wires
Floaters
Little Show Off
Puss
Meerkat
The Blue Crab

Mark Watson
Mark Watson
Tracey Kidd
Rondi Teisen
Jo Aldridge
Margaret Maitland

Silver

Stages
Male Shovler Ducks in Flight
White Heron Landing on Branch
Homeless
White Swan
It's fun getting wet
Going down and down and
Triplet
Alternative dress code
Abandoned
I like Pink
Abstract
The Hand That Feeds
Hard at it
Playing with Shapes
Alien Jelly
Blacksmith
Look Mum

Mark Watson
Tracey Kidd
Geoff Tutty
Rondi Teisen
Peter Warren
Peter Warren
Peter Warren
Katrina Michie
Katrina Michie
Katrina Michie
Wendy Gibb
Carolyn Collins
Doris Tutty
Owen Tutty
Jo Aldridge
Guy Wright
Guy Wright
Margaret Maitland


Bronze

A Touch of Love
Taking Flight
Male Dragon Fly *Eristalis tenax*
Wedding Scene
At the End of My Rainbow
Ab-zorbing
Evie
Purau Bay Jetty
Final Journey
Fire sky

Rosemary Simpson
Rosemary Simpson
Geoff Tutty
Darron Jayett
Wendy Gibb
Carolyn Collins
Carolyn Collins
Marilyn Kidd
Scott Rait
Scott Rait



Playing with Shapes -
Jo Aldridge




Final Journey - Scott Rait



The Hand That Feeds -
Doris Tutty



Look mum - Margaret
Maitland



Triplet - Katrina Michie



Abandoned - Katrina
Michie

2013 CLUB COMPETITION CLOSING DATES

12 FEBRUARY

12 MARCH

9 APRIL

14 May

11 JUNE

9 JULY

30 JULY

13 AUGUST

10 SEPTEMBER

17 SEPTEMBER

15 OCTOBER

1st Open

SS1 - Natural History

2nd Open

SS2 - Landscape

3rd Open

SS3 - Inside Your House


22nd Photojournalism Competition entries

4th Open

SS4 - Movement

Highland Trophy entries

Final Night Entries



Fire Sky - Scott Rait



Purau Bay Jetty - Marilyn Kidd



Male Drone Fly Eristalis tenax - Geoff Tutty



The Blue Crab - Margaret Maitland



Abstract - Carolyn Collins



Homeless - Rondi Teisen



It's fun getting wet - Peter Warren



Blacksmith - Guy Wright




Fire on high - Margaret Maitland



Male Shovler Ducks in Flight - Tracey Kidd



Overgrown - Jo Aldridge



Going down and down and - Peter Warren



Fossilized Shells Greta Formation 2 million years old - Doris Tutty



Ab-Zorbing - Carolyn Collins




A Touch of Love - Rosemary Simpson



Alternative dress code - Katrina Michie



Puss - Rondi Teisen




Wedding Scene - Darron Jayett



Meerkat - Jo Aldridge



White swan - Peter Warren



Is This the Lotus Position - Carolyn Collins




Crossed Wires - Mark Watson



Manuka Beetle - Owen Tutty



White Heron Landing on Branch - Geoff Tutty



Lights - Carolyn Collins



Stages - Mark Watson



Hard at it - Owen Tutty



At the End of My Rainbow - Wendy Gibb



I Like Pink - Wendy Gibb




Little Show Off - Tracey Kidd



Taking Flight - Rosemary Simpson



Evie - Carolyn Collins



Floaters - Mark Watson

COMPETITION RESULTS: 1st Open continued from page 8

PROJECTED IMAGES

Bronze

Fossilized Shells Greta Formation
2 million years old
Manuka beetle
Overgrown
Fire on high

Doris Tutty

Owen Tutty
Jo Aldridge
Margaret Maitland

PRINTS

Gold

The Painters Earing
Barmouth Breakwater

Margaret Maitland
Wendy Gibb

Silver

Clutha Clay
Toward the lights
Wine Glass
Feathers
Is this the Lotus Position
Lights

John Kember
Wendy Gibb
Meredith Griffiths
Mark Watson
Carolyn Collins
Carolyn Collins

Bronze

South Bridge Coast Line
Still Life
Candle light
Doll face
Old Railway Bridge Westland
Derelict Shed
Ruffled Feathers
Through the porthole
Waterfront Seating
Young Tom

John Kember
Les Griffiths
Les Griffiths
Margaret Maitland
Marilyn Kidd
Marilyn Kidd
Geoff Tutty
Rondi Teisen
Rondi Teisen
Rondi Teisen