

## Gore Bay Visit



Heather and Lester gave us a warm welcome at their cute caravan.

After rambling around the village and beach we wandered back for a pleasant lunch with other family members.



The journey home took just as long with the carefree stopping and starting for photo shoots.

Even the non competition shots are wonderful memory lane treasures. A great day out plus a whole pile of photos to peruse, work on and keep learning.




Article and photos by Margaret Maitland



**New Brighton Photographic Club Inc.**

# Shutter Flutters



Rusty Gold Relic - Heather Parkes

MEETS TUESDAYS 7:30 PM

## PROGRAMME

### July

- 5th Judging 3rd Open Competition
- 10th Annual Mid Winter Xmas Dinner
- 12th Rangiora/New Brighton Interclub Competition at Rangiora
- 19th Workshop/Fieldtrip
- 26th Committee Meeting

### August

- 2nd Judging Club PJ Competition
- 9th Guest Speaker Richard Loader
- 16th Workshop Mini Portfolios Histograms Q & A
- 23 Committee Meeting
- 30 Showing National PJ Competition Supper & Raffles

#### **New Brighton Photographic Club**

P O Box 18-546  
New Brighton  
Christchurch  
[www.newbrightonphotoclub.org.nz](http://www.newbrightonphotoclub.org.nz)

#### **Meets**

1st-2nd-3rd & 5th Tuesday  
Of every month at 7:30pm  
Freemasons Centre  
Collingwood Street  
New Brighton

#### **Contacts**


President Rondi Teisen ph. 3880689  
Vice President Phyllis Seymour ph. 9806893  
Secretary Jo Aldridge ph. 3888159  
Email [nbpc@xtra.co.nz](mailto:nbpc@xtra.co.nz)  
Shutter Flutters Jo Aldridge

#### **Committee Meets**

4th Tuesday of the month

#### **New Members and Visitors**

**Very welcome**



Canon 10D (straight out of camera), auto WB, ISO 200, 50mm 10 sec @ f/8

Photo: Alastair Stewart

Canon 1D MkIII, auto WB, ISO 320  
65mm, 8 sec @ f8



Editor's note:

The above help sheet was prepared by John Stewart LPSNZ for the club's recent field trip to the New Brighton Pier for night photography.

## New Brighton Photographic Club

### Night time pier photography (help sheet)

#### Requirements:

- Camera and lens (wide angle to standard)
- Tripod
- Cable/electronic release
- Small torch
- Warm clothes

If there is any wind try not to do any lens changes on the beach. Decide on lens to use before leaving car.

If you have a digital SLR that has mirror lock, enable mirror lock.

With a camera on a tripod disable image stabilisation (IS/VR) if your system has this.

Select an ISO around 200 – 400 and white balance can be fluorescent, tungsten, or auto – see which one looks better.

I used auto focus to get image in focus (on a brightly lit part of pier about 1/2 to 2/3 way down) and then switched camera/lens to manual focus, so as focus would not shift when I recomposed the image.

I used “in camera” spot metering to get an idea of what my exposure should be and then switched the camera to manual exposure (manually setting time and f stop) and did not worry what the in camera exposure meter indicated, as there was a lot of darkness in the scene away from the pier.

Start with a 10 second exposure at f5.6 – f8 and see what result is like. The shorter the exposure the more defined are the colour sections (a longer exposure means some colours in the light show merge in the recorded image). All my shots were between 8 and 15 seconds, and this blurs the waves nicely!

Photos by John Stewart LPSNZ (1D Mk III) and Alastair Stewart (10D).



Canon 1D MkIII, fluorescent white balance, ISO200, 24mm, 13 sec @ f8

If you want to improve your landscape photography then get a copy of a new book by Queenstown photographers Mike Langford and Jackie Ranken – **Creative Landscape Photography**.



Together they run photography courses at Queenstown Centre for Creative Photography and have produced this 110 page spiral bound booklet showing the settings they used for many of their award winning photographs.

There are many double page spreads (as per below) showing an image and the settings used to create it in camera. While both Mike and Jackie use Canon 5D MkII cameras (full-frame digital SLR) the camera menu shots should be self-explanatory and easily adapted to other models and makes.

For example a snow scene (Dead Daisies) advises to use +1.3 exposure compensation so the snow does not come out neutral grey, plus use monochrome picture style. There are also a few images in the nature genre in the book.

My copy came from Photo & Video (\$40), but other photo shops may have it. Also available through [www.qccp.co.nz](http://www.qccp.co.nz) for \$40 + P&P.





**3rd Open:  
Judge:**

**Judged 05/07/2011  
Georgie McKie FPSNZ**

**Prints**

<b>C</b>	Carolyn Collins	Midwinter Mid-Canterbury	Silver
	Tracey Kidd	Money Time	Silver
	Carolyn Collins	Coleridge calm	Bronze
	Tracey Kidd	Thrush	Bronze
<b>B</b>	Ann Barbour	Pollution & decay	Gold
	Ann Barbour	Masks	Silver
<b>A</b>	Paul Cameron Daniels	Waiting for the “Green Flash”	Bronze
	Rondi Teisen	Autumn Splendour	Gold

**Slides**


<b>B</b>	Paul Cameron Daniels	Not much sold today	Gold
	Paul Cameron Daniels	Beach pattern	Silver
	Joan Jayet	Shag Rock beach area	Bronze
<b>A</b>	Darron Jayet LPSNZ	Hub & spokes	Bronze

**Digital Projected Images**

<b>C</b>	Mark Watson	High fly guy	Gold
	Owen Tutty	Tiger Beetle	Gold
	Mark Watson	Monarch dining	Silver
	Tracey Kidd	Lake Pukaki	Silver
	Owen Tutty	Canterbury high country	Bronze
	Scott Rait	Fallen from grace	Bronze
	Tracey Kidd	Lake Benmore	Bronze
<b>B</b>	Geoff Tutty	Fantail	Gold
	Geoff Tutty	Hirsute Short Horned Grasshopper	Gold
	Geoff Tutty	Juvenile Australian Coot	Silver
	Paul Daniel Cameron	Riwaka resurgence	Silver
	Ann Barbour	Marsden Point	Bronze
<b>A</b>	Andy Rae APSNZ	Cape Gooseberry	Gold
	Heather Parkes	Secure in dads hands	Gold
	Katrina Michie FPSNZ	She’s got the look	Gold
	Heather Parkes	Rusty gold relic	Silver
	Heather Parkes	Bright eyes	Silver
	Katrina Michie FPSNZ	She Devil	Silver
	Peter Warren	Buttercups	Bronze
	John Stewart LPSNZ	Flight mode	Bronze
	John Stewart LPSNZ	Waikari landscape	Bronze




Buttercups



Monarch




Tiger beetle



Riwaka resurgence



Secure in Dads Hand



Flight Mode




Fallen from Grace




High Fly Guy



Lake Pukaki



Hirsute Short Horned Grasshopper



Marsden Point



Bright Eyes



Fantail



She’s got the look



Cape Gooseberry