

COMPETITIONS

OPEN ENTRY DATES 2014

February 11
April 8
June 10
August 12

SET SUBJECTS ENTRY DATES 2014

March 11	Photo Journalism
May 13	Portrait
July 8	Triptych
September 9	Weather

OTHERS ENTRY DATES

Highland Trophy	September 16
Final Night	October 14
Presidents Challenge	October 31

All entries for Digital competitions are to be sent to Guy
competition@aerial.co.nz

Jack Sprosen Memorial Trophy for Digital Audio Visual Sequences
Entries close Thursday 31st October

National Photojournalism
Entries close 31 July 2014

Nelson Triptych Salon
Entries close 31 August 2014

EVENTS

Southern Regional Convention
Venue: St Andrews College - Merivale
Christchurch "A city of surprises" 3-4-5th October 2014
Hosted by the Rangiora Photographic Society

Central Regional Convention Friday 7 November to Sunday 9 November
2014 Hosted by the Hutt Camera Club



Shutter Flutters

AUGUST 2014



Shag Rock - by Graham Dean



Marina Bay Sands Hotel - by Peter Warren

PROGRAMME

August

- 5 Judging - Triptych Competition
- 12 Tutorial, Graham Dean - Composition
Dafyd Vernon - Basic Photoshop
- 16 Judging of the National PJ Competition
- 19 NBPC & RPS Interclub Challenge
- 27 Committee meeting

September

- 2 Judging 4th Open
- 9 Showing NZ PJ Competition
- 16 Guest Speaker - Jo Grams Professional Photographer
- 24 Committee Meeting

New Brighton Photographic Club

P O Box 18-546
New Brighton
Christchurch
www.newbrightonphotoclub.org.nz

Meets

1st, 2nd & 3rd Tuesday
Of every month at 7:30pm
Ascot Community Centre
12 Ascot Avenue
Parklands

Contacts

President: Wendy Gibbs ph (03) 9818594
Secretary: Carolyn Collins ph.(03) 3824212.
Email nbpc.photo@gmail.com
Shutter Flutters Jo Aldridge
pljaa@xtra.co.nz


Committee Meets

4th Wednesday of the month

**New Members and Visitors
Are Very welcome**



Paddle Boarding
Silhouettes



Curves

NOTE:


If you would like your winning prints to be published in Flutter Shutters you will need to email a digital copy of it to me. Same size as for digital image entries.
Jo Aldridge pljaa@xtra.co.nz




Groynes




Winter Mornings



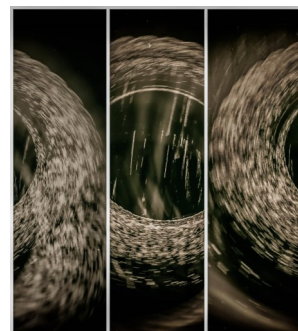
Wetland Sunset



Flotation



Going Going Gone



Tyre Spin Blur

Getting the Correct Exposure is Essential

Getting the right exposure is essential to any quality photo. Exposure is the amount of light that is let into the camera which contributes to the photograph that is recorded. A good exposure has the correct amount of light to produce a balanced shot.

Light is the key word here. Allowing the correct amount of light in can be tricky, but luckily our cameras have automatic features that measure it. Some cameras allow a manual feature, which means we can manipulate the amount of light that reaches the camera's sensor. If we allow too much, the photograph becomes overexposed, meaning the image is too light and washed out. Details become hard to see in an overexposed picture.



"you can get tacos really late"
Captured by Jason Lavengood

To the same effect if we let too little light in, the photograph is underexposed. This means that the picture is darker than it should be. This makes the photograph look shadowy and gloomy, but underexposing is still better than over exposing. Why? Because the picture can be lightened later and the detail will still be there, whereas in an overexposed picture, details cannot be rescued as they were never captured in the first place.

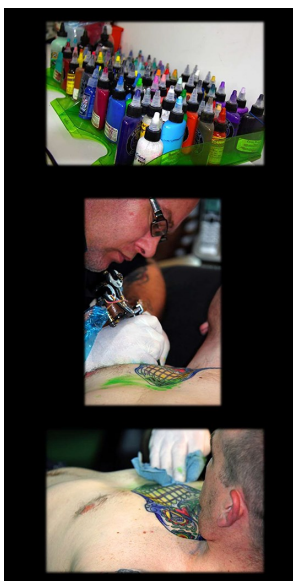
Your camera has a function to adjust the brightness. This is symbolized by the + or - symbol, normally allowing you to adjust the light by 3 stops either way. You need to do this before you take the image. So for example, you could take a photograph of a tree, and decide it is far too bright because of the sun. you need to change the exposure to - 1, then take the shot again and see if it has helped. If it is still too bright you could reduce it to -2 and see if the shot is satisfactory.

This is sometimes called bracketing. When you take the same shot but at different Exposures from -2 to -1 to +1 to +2, this is bracketing. It give you the option to choose the best photograph of the bunch.

Excerpt of this article was taken from the new e-book "The Secret to Awesome Nature Photos Everytime". Naturalphotography.us



New York Coffee Shop



Making a Statemen

4



The Climb



Woolshed



Cross Country

COMPETITION RESULTS: Judge - Annette Preen

Set subject - Triptychs

Projected Images

Flotation	Graham Dean	Gold
Shag Rock	Graham Dean	Gold
Cross Country	Paul Koster	Gold
Curves	Jo Aldridge	Gold
The Climb	Paul Koster	Gold
Woolshed	Paul Koster	Gold
Wetland Sunset	Geoff Duff	Gold
Winter Mornings	Gill Williams	Gold

Disc Explosion	Peter Seymour	Silver
African Market	John Hoeben	Silver
Gannets	Jo Aldridge	Silver
Love 3-16	Darren Stephenson	Silver

Going Going Gone	Graham Dean	Bronze
Marina Bay Sands Hotel	Peter Warren	Bronze
Paddle Boarding Silhouettes	Doris Tutty	Bronze
Tyre Spin Blur	Darren Stephenson	Bronze
Groynes	Dafyd Vernon	Bronze
New York Coffee Shop	Gill Williams	Bronze
Making a Statement	Gill Williams	Bronze

Set subject - Triptychs

Prints

Holywell	Graham Dean	Gold
Tag & Run	Gill Williams	Gold

Black Swans	Geoff Tutty	Silver
Ellesmere	Graham Dean	Silver
Follow the Sun	Graham Dean	Silver
Botanica beatitudina	Dafyd Vernon	Silver

Lake Brunner Aspects	Wendy Gibbs	Bronze
Angry Bird	Carol Bremner	Bronze